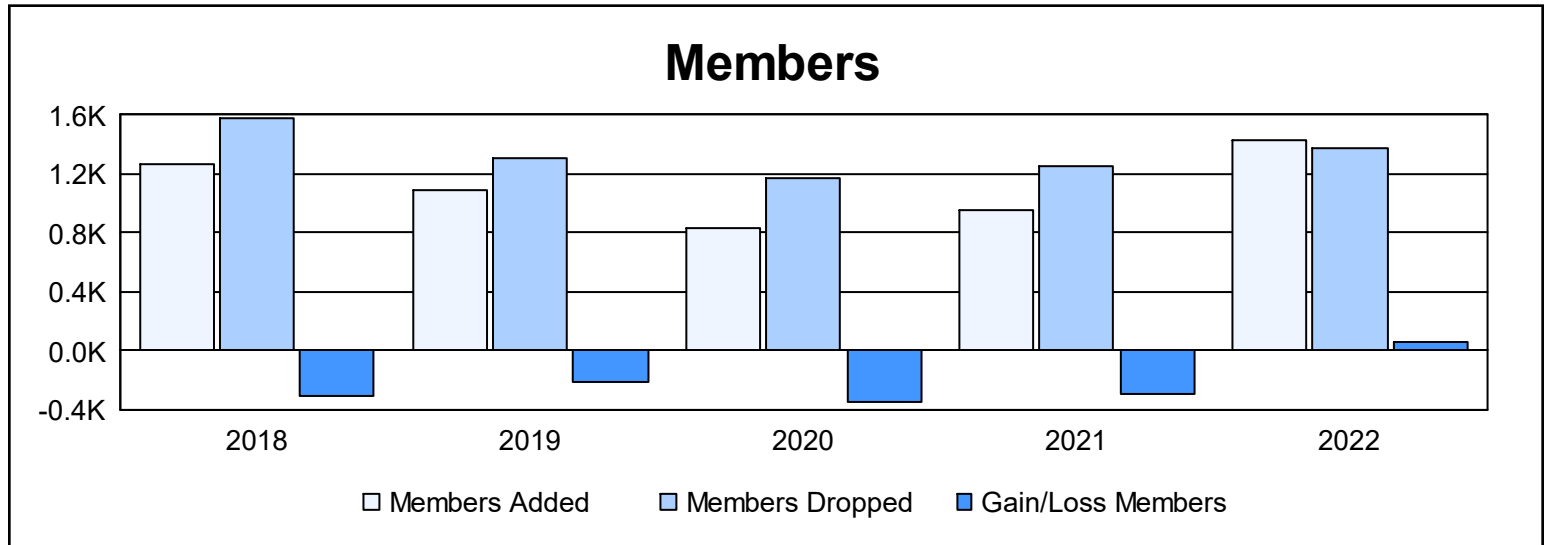
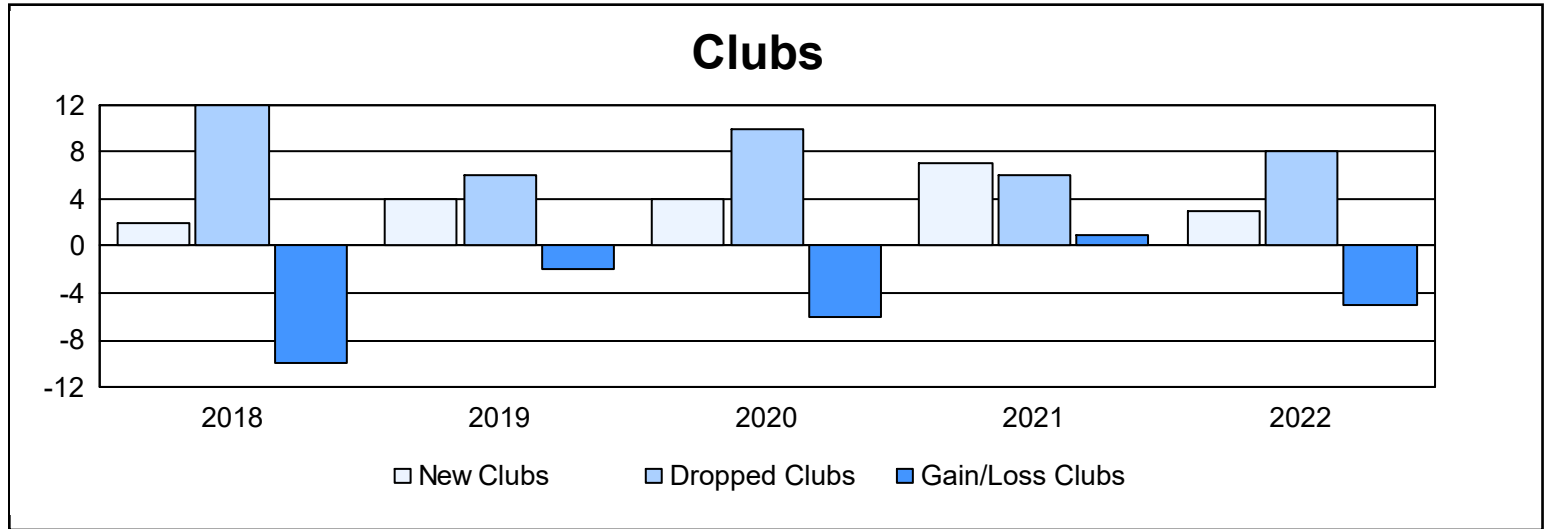
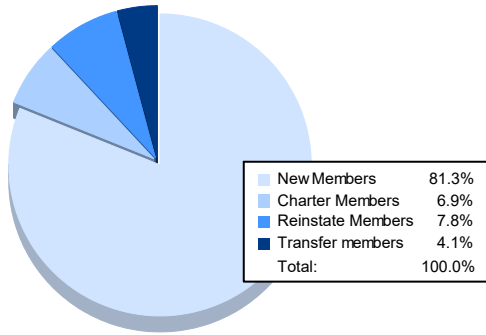


Year	New Clubs	Dropped Clubs	Gain/ Loss Clubs	New Members	Charter Members	Reinstate Members	Transfer Members	Total Member Added	Total Members Dropped	Gain/ Loss Members
2017-2018	2	12	-10	1,011	110	71	76	1,268	1,576	-308
2018-2019	4	6	-2	870	104	69	52	1,095	1,309	-214
2019-2020	4	10	-6	571	153	74	29	827	1,178	-351
2020-2021	7	6	1	727	155	47	28	957	1,255	-298
2021-2022	3	8	-5	1,157	98	111	58	1,424	1,371	53
<b>Average</b>	<b>4</b>	<b>8</b>	<b>-4</b>	<b>867</b>	<b>124</b>	<b>74</b>	<b>49</b>	<b>1,114</b>	<b>1,338</b>	<b>-224</b>



### Membership Composition June 2022 Cumulative



### Gender Composition June 2022 Cumulative

